

Monaco's schools comprised 6 254 pupils from kindergarten to the final year of high school on 31 December 2018, of which 69.8 % were in state-funded schools.

The total number of pupils decreased -0.9 % with respect to the end of the year 2017.

The change in the number of pupils was different depending on the grade

On 31 December 2018, there were 6 254 pupils in Monaco's schools (excluding students in higher education). This figure was down 0.9 % with respect to the same period the previous year, that is, there were 55 pupils less.

With an average annual growth rate of +0.2 % between 2012 and 2018, overall, Monaco's pupil population hasn't varied much, hovering around 6 250 pupils on average over the period.

The secondary school pupil population (from the first year of middle school to the final year of high school), which accounted for over half of pupils, experienced a stronger decrease than the global pupil population : there were close to 70 pupils less in middle school and high school than in 2017. However, the population of primary school pupils increased slightly with respect to the previous year (+20 pupils). 54 pupils benefited from adapted teaching during the 2018-2019 school year (see definitions). Most of them were in secondary school.

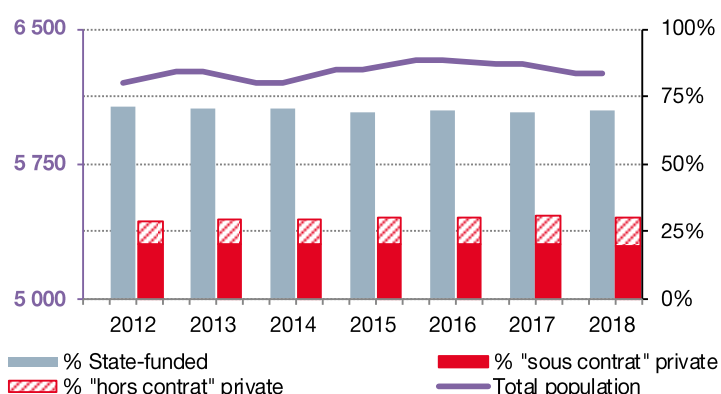
Nearly 70 % of pupils from kindergarten to the final year of high school attended state-funded schools. This share was slightly higher than in 2017, but remained similar to that observed over the last 4 years. While the share of pupils attending "hors contrat" private schools (see definitions) was stable at 10.3 %, that of pupils attending "sous contrat" private schools decreased slightly and accounted for less than 20 % of the total pupil population on 31 December 2018.

1. Number of students by grade and sector in 2018

	State-funded	Private	Total
Primary	2 078	884	2 962
Kindergarten	707	286	993
Elementary school	1 371	598	1 969
Secondary	2 232	1 006	3 238
1 st cycle	1 112	670	1 782
2 nd cycle: general and technological	841	336	1 177
2 nd cycle: professional	279	-	279
Adapted teaching (AIS, CIP and SEGPA)	54	-	54
Total	4 364	1 890	6 254

Sources : Department of Education, Youth and Sport, Monaco Statistics

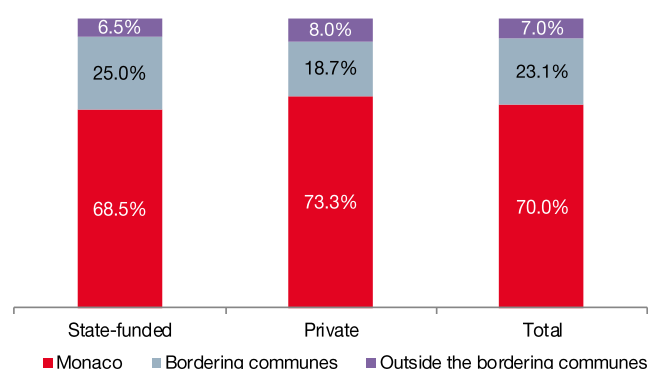
2. Change in the number and share of pupils by sector



Sources : Department of Education, Youth and Sport, Monaco Statistics

70 % of pupils attending schools in Monaco were also residents

3. Distribution of pupils by place of residence and sector in 2018



Sources : Department of Education, Youth and Sport, Monaco Statistics

On 31 December 2018, 7 out of 10 pupils attending schools in Monaco also lived in the Principality. While the share of Monaco residents among pupils of state-funded schools declined slightly (-0.8 points with respect to 2017), it was higher than the previous year (+1.4 points) among private sector pupils : 64.8 % of pupils attending "sous contrat" private schools lived in Monaco (+2.6 points) and this figure reached 89.8 % for those attending "hors contrat" private schools. The bordering communes (Beausoleil, Cap d'Ail, La Turbie and Roquebrune-Cap-Martin) accounted for 23.1 % of all pupils. This figure was stable with respect to the previous year. However, this share also changed differently depending on the sector : it increased 0.7 points in state-funded schools with respect to 2017 and decreased 1.8 points in the private sector.

The share of pupils of French nationality is declining

On 31 December 2018, 90 foreign nationalities were represented among the pupils attending schools in Monaco.

While pupils of French nationality remained the largest group in Monaco's pupil population, their share has decreased over the last few years : in 2012, French nationals accounted for nearly 43 % of the pupil population, versus less than 40 % since 2017. This trend is particularly noticeable in "sous contrat" private schools, where the share of French pupils decreased more than 8 points over the period.

The Italian pupil population remained largely stable at the end of the year 2018 (+0.1 point over a year). Its share decreased slightly in the public sector and increased in the private sector (especially in "sous contrat" private schools).

Monegasque pupils accounted for 17.7 % of the total pupil population (+0.3 points with respect to 2017). Their share remained relatively stable around this figure over the 2012-2018 period. On 31 December 2018, Monegasque nationals made up the second largest nationality group in public sector schools and the third largest in private sector schools, ahead of British pupils who had held this position for several years.

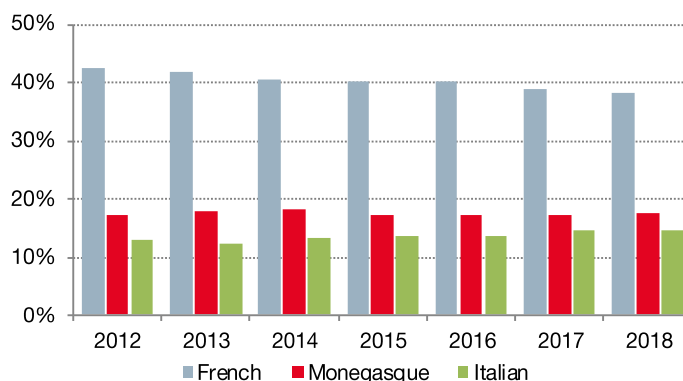
Among those who reside in Monaco, pupils of French, Monegasque and Italian nationality also make up the largest nationality groups.

4. Pupil nationality by sector in 2018

	State-funded	Private	"sous contrat" private	Total
French	44.6%	25.9%	38.1%	38.4%
Monegasque	21.7%	9.8%	14.3%	17.7%
Italian	13.0%	17.7%	18.3%	14.6%
British	3.1%	9.5%	5.9%	5.2%
Russian	1.5%	5.3%	3.2%	2.8%
Portuguese	3.2%	0.7%	1.1%	2.4%
German	0.8%	3.6%	2.2%	1.7%
Belgian	1.5%	1.8%	1.3%	1.6%
Swiss	0.8%	2.9%	2.4%	1.5%
American	0.4%	2.9%	1.2%	1.2%
Other nationalities	9.4%	19.9%	11.9%	12.9%
Total	100%	100%	100%	100%

Sources : Department of Education, Youth and Sport, Monaco Statistics

5. Change in the share of pupils with the most frequent nationalities



Sources : Department of Education, Youth and Sport, Monaco Statistics

The average number of pupils per class is slightly lower than in 2017

6. Average number of pupils per class by grade and sector in 2018

	Secteur public	Secteur privé	Privé sous contrat	Total
Primary	22.1	18.8	22.6	21.0
Kindergarten	22.1	17.9	22.1	20.7
Elementary school	22.1	19.3	22.9	21.2
Secondary	21.5	18.6	22.0	20.5
1 st cycle	21.4	20.3	23.5	21.0
2 nd cycle: general and technological	22.7	16.0	19.5	20.3
2 nd cycle: professional	18.6	-	-	18.6
Adapted teaching (AIS, CIP and SEGPA)	5.4	-	-	5.4
2018 Average	21.0	18.7	22.3	20.2
2017 Average	21.4	19.0	22.9	20.6

Sources : Department of Education, Youth and Sport, Monaco Statistics

On 31 December 2018, the average number of pupils per class, all school grades combined, was 20.2, that is, -0.4 students per class with respect to the same period in 2017. This change is due, among other things, to an increase in the number of classes in 2018.

On average, there were 21 pupils per class in the public sector, also down 0.4 points with respect to the previous year. In the private sector (including "sous contrat" private schools and "hors contrat" private schools), classes comprised 18.7 pupils on average, versus 19 on 31 December 2017. The average number of pupils per class in the "sous contrat" private sector was higher than the overall and public sector averages and decreased by 0.6 with respect to the previous year.

Definitions

- Are considered part of Monaco's pupil population, students in primary or secondary schooling in state-funded and private schools.
- The private sector comprises "sous contrat" private schools (subsidised by the Monegasque State) and one "hors contrat" private school (which is free in setting its curriculum and recruiting its personnel).
- Adapted teaching comprises students in the following sections :
 - Adaptation and school integration (AIS) ;
 - Adapted general and professional teaching section (SEGPA) ;
 - Traineeship cycle (CIP) : two days of general and technical classes alternated with three days of in-company training.

